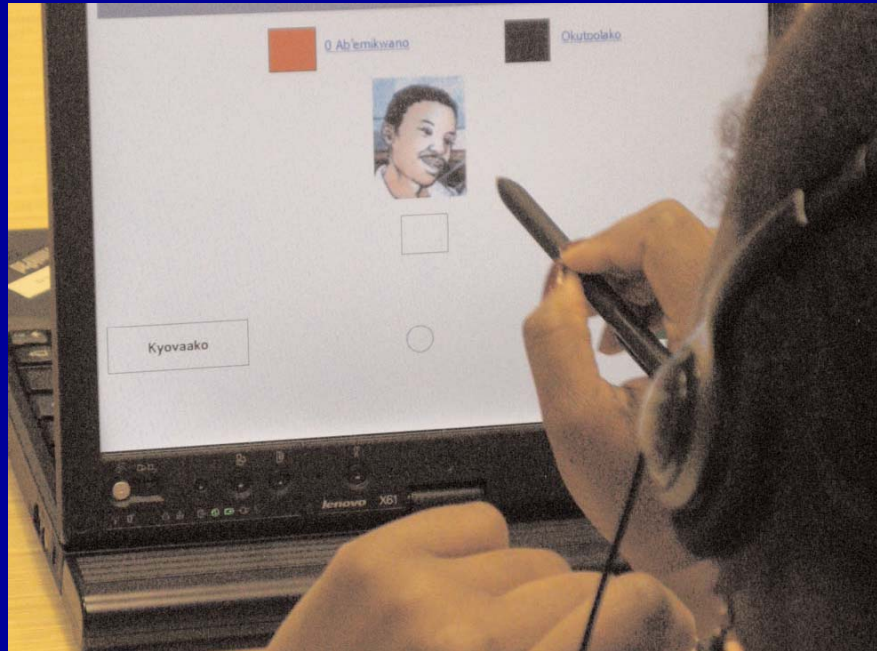


MTN 005 ACASI Training Bronx-Lebanon Hospital Center



Stan Mierzwa and Lauren Katzen

23 March 2011


What is ACASI?

- ACASI = Audio Computer Assisted Self-Interview
- Why ACASI?
- What is the interviewer's role?



How does ACASI work?

- Pop Council software on touch-screen tablets
- Participant uses audio headphones and enters responses directly onto tablet
 - Questions and response options read out loud
 - Text also appears on screen
 - Translated into local languages
- Data automatically stored in database
- Skip patterns automated; scientific integrity of data

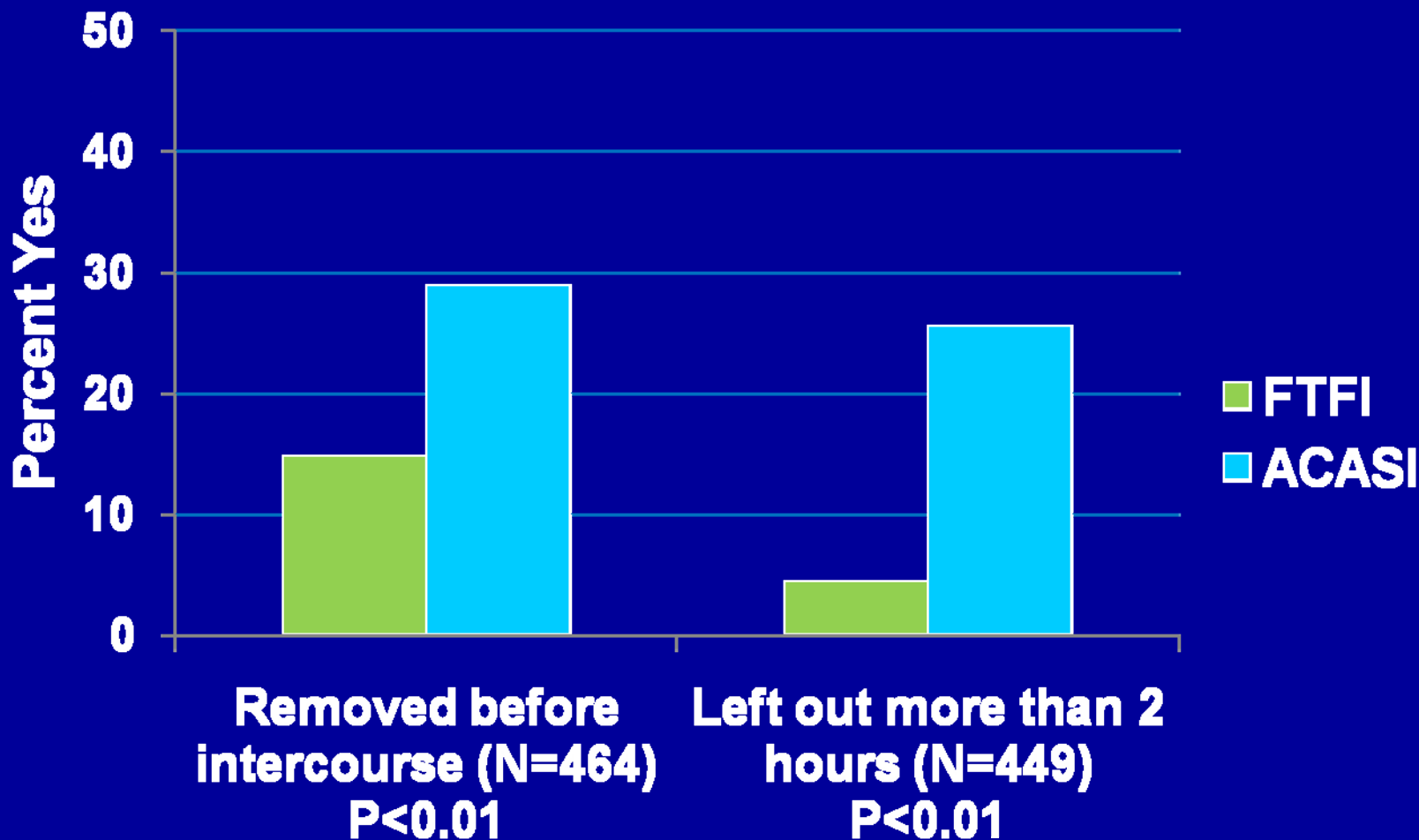


Why use ACASI in microbicide trials?

- Research indicates interview method affects answers to sensitive questions
- No interviewer bias
- Increased **privacy** and **confidentiality** may yield more honest reporting.
- **With face to face interviews (FTFIs) participants more likely to:**
 - Underreport sexual behaviors (# of sex acts)
 - Over-report desired behaviors (condom use)
 - Over-report product use (adherence affects ability to prove effectiveness)

Adherence – Ring removal

(NES/EE contraceptive ring trial @ 7 sites; participants randomized to ACASI or FTFI)



What is the interviewer's role?

Questionnaires

Baseline Behavioral Assessment
IVR Follow -up Behavioral Assessment
No IVR Follow -up Behavioral Assessment
IVR Week 12 FU Final Acceptability Assessment
Week 16_Term Behavioral Assessment

START SURVEY

1. Explain ACASI to participant/answer Qs
2. Demonstrate use of headphones/stylus and go through practice Qs
3. Set up ACASI unit/complete admin Qs
4. Leave room/close door (ensure privacy!)
5. Remind participant to ask Qs at any time & tell you when finished

Explaining ACASI to Participants

- Stress that we are using ACASI to give as much privacy as possible
- Explain that interview questions have been recorded on the computer; she will hear them through the headphones.
- DO NOT tell participants that we are using ACASI because we do not think they give truthful answers in face-to-face interviews
- Emphasize that responses are kept confidential
- Tell participant what to expect during the ACASI interview

Explaining ACASI to Participants Con't

- Explain that she will hear each question and the possible responses on the headphones.
- If she would like to answer the question before hearing all of the possible responses, she can.
 - However, we ask participant to take as much time as she needs to think about the best answer to fit her situation.
- The voice on the headphones is not “live” so questions should not be answered out loud.
- When asked a question, participant will choose her answer by pressing the computer screen/appropriate box with the stylus.
 - Show her how to press the screen lightly and as straight as possible.

Demonstrate use of headphones, stylus and computer

- Headphones
 - Confirm participant has used headphones before
 - Show her how they work, including using the dial/knob on the cable/wire to adjust the volume.
 - Show how to put the headphones on (side labeled R should cover right ear; side labeled L, the left ear).
- Stylus
 - Show her how to use the stylus – tap lightly and as straight as possible on the screen

Answering Participant's Questions

- If participant has questions, DO NOT answer for her or enter her response for her on the computer.
- To answer questions related to how to use ACASI, refer to the guide for administrators on how to use ACASI in the ACASI Manual
- Make sure you are familiar with the instructions for each type of question
- Repeat the instructions provided in the audio script
- Guide the participant on how to answer the question using hypothetical answers.
- Do not ask the participant what answer she would like to enter.
- Refer to ACASI Manual for specific instructions